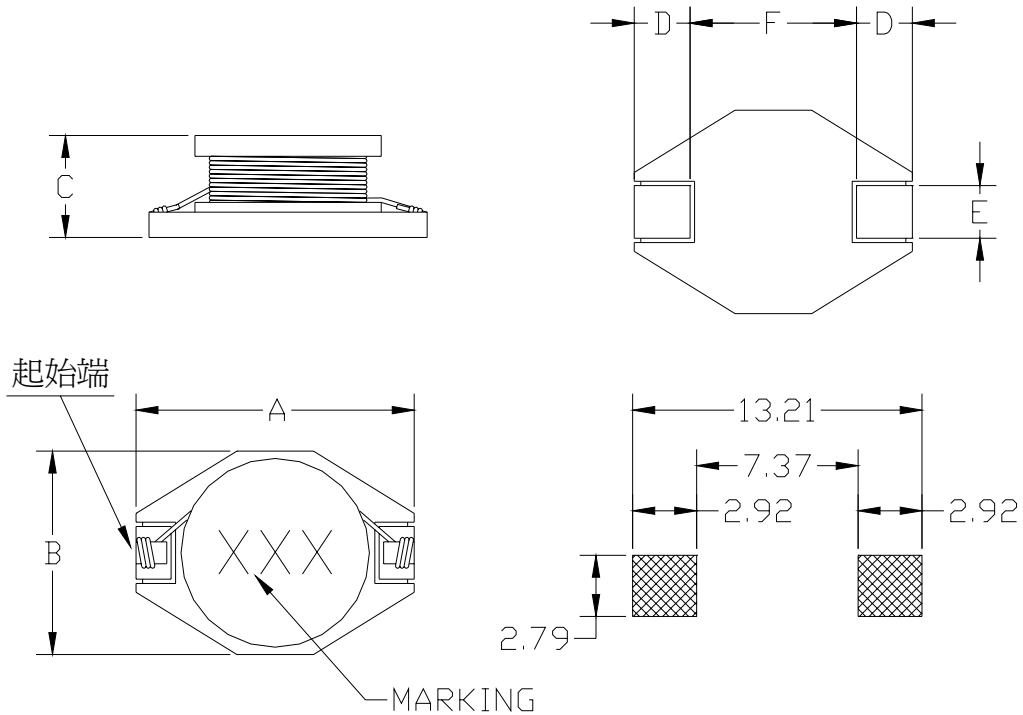


# SPECIFICATION FOR APPROVAL

<b>CUSTOMER</b> :		<b>PAGE</b> :	2
<b>PART NO.</b> :		<b>REVISION</b> :	A1
<b>DRAWN NO.</b> :		<b>DATE</b> :	
<b>DESCRIPTION</b> :	SP-139405-SERIES		

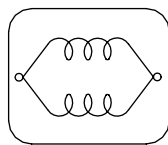
## 1. SHAPE & DIMENSION



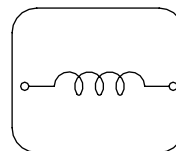
(UNIT : m/m)

SYMBOL	A	B	C	D	E	F	
DIMENSIONS	12.95 Max.	9.40 Max.	5.21 Max.	2.54	2.54	7.62	

## 2. ELECTRICAL SCHEMATICS



1.0 $\mu$ H ~ 22 $\mu$ H



33 $\mu$ H ~ 1000 $\mu$ H

**COIL WINDING SPECIALIST, INC.**

# SPECIFICATION FOR APPROVAL

<b>CUSTOMER</b> :		<b>PAGE:</b>	3
<b>PART NO.</b> :		<b>REVISION:</b>	A1
<b>DRAWN NO.</b> :		<b>DATE:</b>	
<b>DESCRIPTION</b> :	SP-139405-SERIES		

## 3.PCP139405-SERIES SPECIFICATION LIST

NO.	STAR PART NO.	L ( $\mu$ H)	TEST FREQ.	DCR ( $\Omega$ ) MAX.	SRF (MHz) Min	IDC1 (A) Max	IDC2 (A) Max
1	SP-139405-1R0	1.0	100KHz/0.1V	0.009	100	9.0	6.8
2	SP-139405-1R5	1.5	100KHz/0.1V	0.010	90	8.0	6.4
3	SP-139405-2R2	2.2	100KHz/0.1V	0.012	80	7.0	6.1
4	SP-139405-3R3	3.3	100KHz/0.1V	0.015	65	6.4	5.4
5	SP-139405-4R7	4.7	100KHz/0.1V	0.018	45	5.4	4.8
6	SP-139405-6R8	6.8	100KHz/0.1V	0.027	38	4.6	4.4
7	SP-139405-100	10	100KHz/0.1V	0.038	30	3.8	3.9
8	SP-139405-150	15	100KHz/0.1V	0.046	27	3.0	3.1
9	SP-139405-220	22	100KHz/0.1V	0.085	19	2.6	2.7
10	SP-139405-330	33	100KHz/0.1V	0.10	15	2.0	2.1
11	SP-139405-470	47	100KHz/0.1V	0.14	12	1.6	1.8
12	SP-139405-680	68	100KHz/0.1V	0.20	10	1.4	1.5
13	SP-139405-101	100	100KHz/0.1V	0.28	9	1.2	1.3
14	SP-139405-151	150	100KHz/0.1V	0.40	6	1.0	1.0
15	SP-139405-221	220	100KHz/0.1V	0.61	5	0.8	0.8
16	SP-139405-331	330	100KHz/0.1V	1.02	4.5	0.6	0.6
17	SP-139405-471	470	100KHz/0.1V	1.27	3.5	0.5	0.5
18	SP-139405-681	680	100KHz/0.1V	2.02	2.5	0.4	0.4
19	SP-139405-102	1000	100KHz/0.1V	3.00	2.0	0.3	0.3

※ K=10% M=20%

※ Operation temperature range -40°C TO +85°C.

## 4.TEST INSTRUMENTS :

4-1.L : Zentech LCR Meter 3305、Zentech LCR Meter 1075or EQU.

4-2.DCR : Zentech LCR 3305 or EQU.

4-3.SRF : Agilent 4286A、Agilent 4285A or EQU.

4-4.IDC : Zentech 3305 & Zentech 2020 or EQU.

※IDC1 : BASED ON INDUCTANCE CHANGE (  $|\Delta L / L_0| \leq 10\%$  )

$$\Delta L = L_{(IDC)} - L_{0A}$$

IDC2 :BASED ON TEMPERATURE ( $\Delta T :15^\circ\text{C}$ )

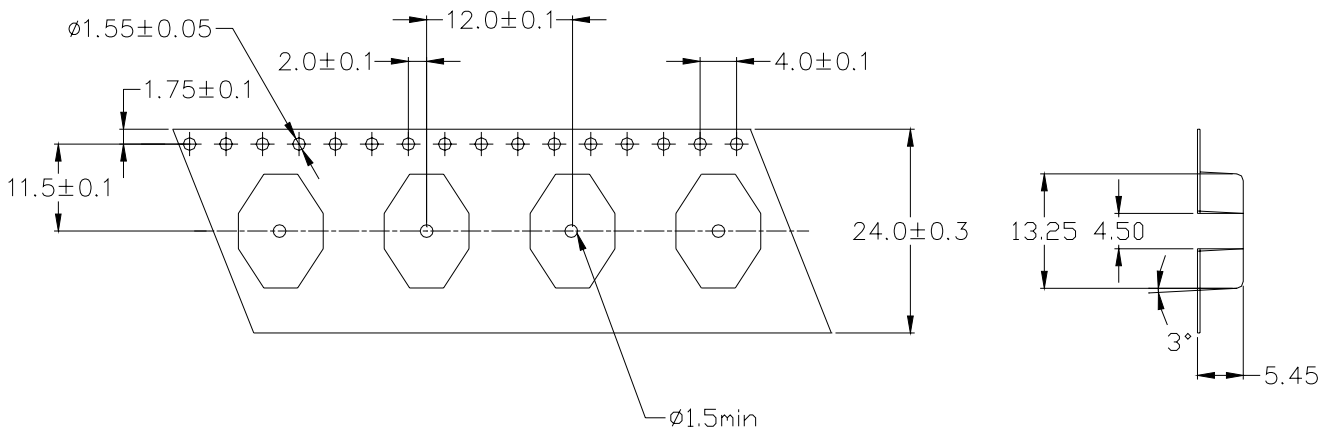
COIL WINDING SPECIALIST, INC

# SPECIFICATION FOR APPROVAL

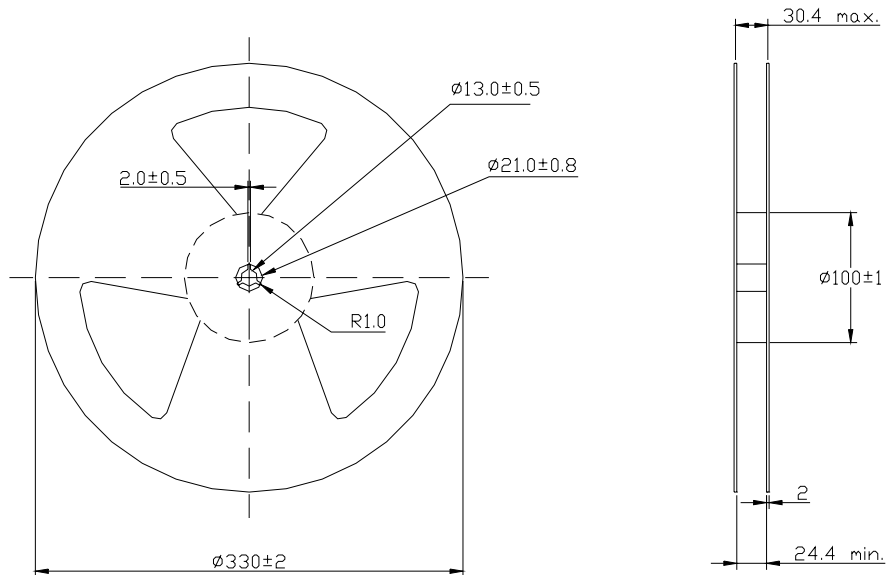
<b>CUSTOMER</b>		<b>PAGE</b>	9
<b>PART NO.</b>		<b>REVISION</b>	A1
<b>DRAWN NO.</b>		<b>DATE</b>	
<b>DESCRIPTION</b>	SP-139405-SERIES		

## 8. PACKAGING

◎ SP-139405-SERIES TAPE ( 600 pcs/reel )



◎ SP-139405-SERIES REEL DIMENSIONS



COIL WINDING SPECIALIST